



Synapse

GXG150/160

HXH150/160

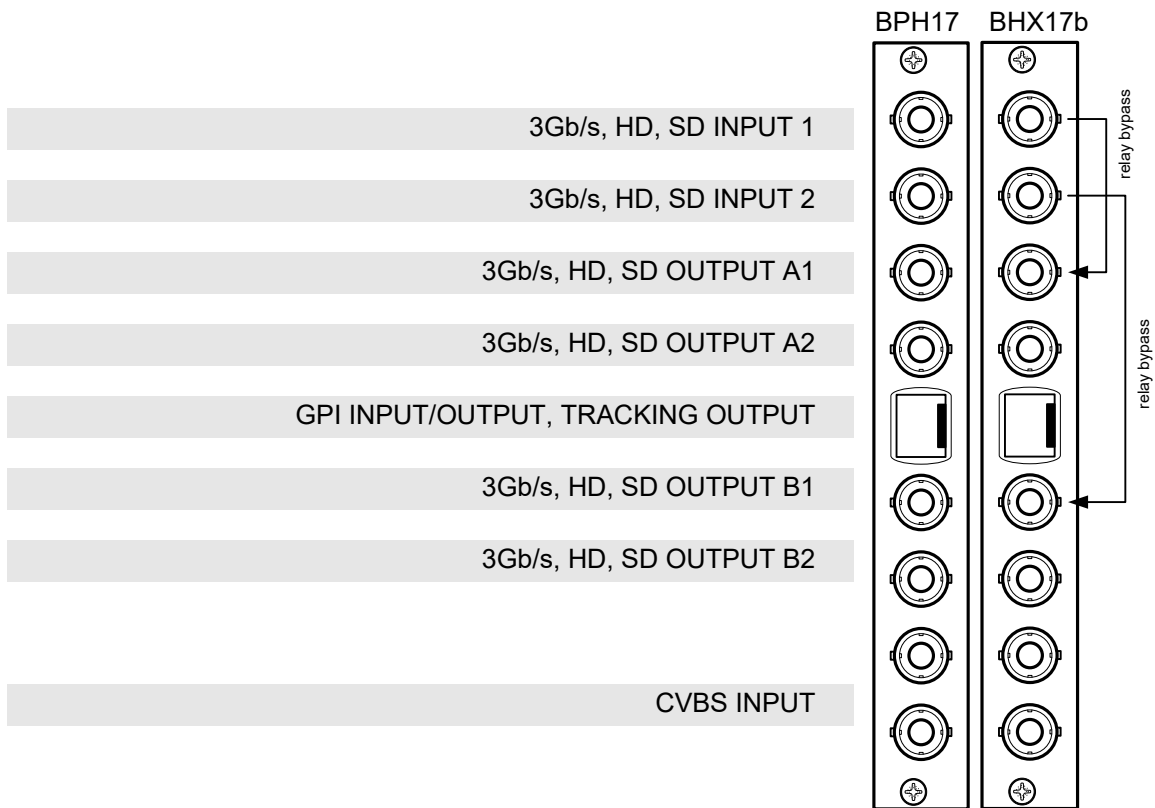
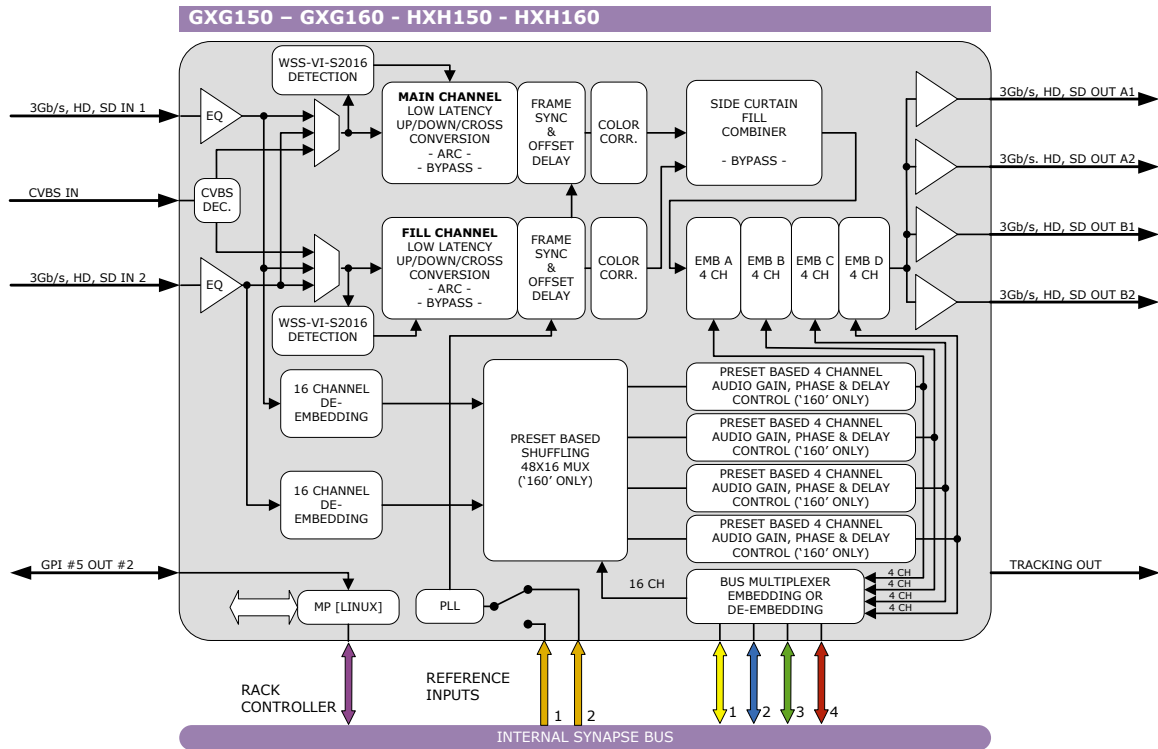
3Gb/s, HD, SD up/down/cross converter/synchronizer with side curtain processor and optional audio shuffler

A Synapse® product



Due to constant product research and development all specifications are subject to change without notice. EVS does not warrant or assume any legal liability or responsibility for the accuracy, completeness, availability and/or delivery of the products and/or services listed in this datasheet. Copyright © 2021 EVS

Block schematic & I/O panel



Features

The GXG150/160 and HXH150/160 are *low latency* up, down, cross converters with 16 channel audio transparency. The powerful audio matrix multiplexer can transport audio from the embedded domain to the Synapse bus and vice versa. The GXG160 or HXH160 adds a full audio shuffler and audio proc-amp with gain and phase control.

The **GXG**150/160 is compatible with 270Mb/s, 1.5Gb/s and **3Gb/s** for full 1080p/50 or 1080p/59.94 use. The HXH150/160 is compatible with SD SDI (270Mb/s) and HD-SDI (1.5Gb/s) and can be future upgraded to 3Gb/s compatibility

- 3 inputs: 2 SDI and 1 composite.
- Configurable output function (Straight, Crosses, A only or B only)
- Low latency conversion process (as low as 1 field in controlled timing environment)
- Compatible with the following input and output formats (auto selecting). One standard can be chosen for both outputs simultaneously:

| | |
|--------------------------|--------------|
| ▪ 1080p/59.94 (2GU only) | ▪ 720p/59.94 |
| ▪ 1080p/50 (2GU only) | ▪ 720p/50 |
| ▪ 1080i/59.94 | ▪ 720p/23.98 |
| ▪ 1080i/50 | ▪ SD525 |
| ▪ 1080p/23.98 | ▪ SD625 |
| ▪ 1080psf/23.98 | |
- Two individual conversion paths. The inputs can be different standards SD or HD and unlocked to the single output format.
- Frame sync with output phase control in Frames, Lines and pixels with respect to reference. Delay setting are stored per output format for a constant latency operation.
- 30 frames (1080i/p), 60 frames (720p) or 125 frames (SD) delay offset per channel
- ARC modes contain:

| | |
|--------------|------------------------------|
| ▪ Anamorphic | ▪ LBox-14:9 |
| ▪ Center Cut | ▪ PBox-4:3 |
| ▪ V-Zoom | ▪ PBox-14:9 |
| ▪ LBox-16:9 | ▪ Variable H and V (50—200%) |
- 16 Free individual programmable presets banks for:

| |
|---|
| ▪ Up/down/cross converter ARC A and B |
| ▪ Transparent ARC A and B |
| ▪ VI/WSS/S2016 insertion A and B |
| ▪ Embedder shuffling/Gain/Phase (-110 only) |
- 5 GPI inputs assignable to various preset banks
- ARC triggers by VI, WSS, WSSext and S2016 (AFD)
- Individual color corrector (RGB and total gain, RGB and total black) for video path A and B
- Transparent for 16 channels of embedded audio, 8 per output for straight and cross mode, 16 channels per output for other modes.
- Embedded domain cross input audio shuffling, gain and phase control (GXG-HXH160 only)
- Embedding and de-embedding through synapse bus
- Video proc-amp (Y and C control)
- Hue control for NTSC inputs
- Locks to Tri-level, Bi-level or SDI input
- Timecode cross conversion
- Full control and status monitoring through the front panel of the SFR04/SFR08/SFR18 frame and the Ethernet port (ACP)


Complementary cards:

- DAC20, DAS24, DIO48, ADC20, ADC24, DIO24


Output configurations explained

The output stage of the GXG/HXH-150/160 can be configured in multiple ways. In the straight and crossed mode the card acts a dual channel device with the same feature set as the 2XG/2XH-100/110. The audio transparency is then reduced to 8 channel (2 groups) per video output. In A or B only the card is full 16 channel transparent. The additional side curtain, mix and side by side mode are explained below.


INPUT 1




INPUT 2



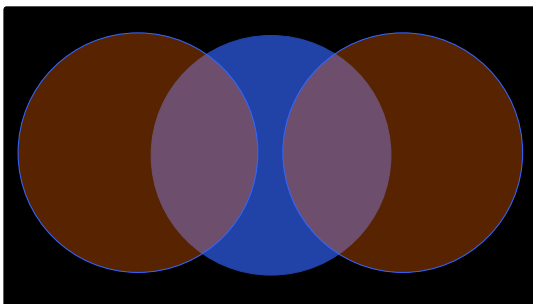
SIDE CURTAIN 1




SIDE CURTAIN 2



MIX



SIDE BY SIDE (3D)



Conversion abilities

The GXG-HXH150/160 cards are able to convert the following video formats:

| CONVERSION | | Output | | | | | | | | | | |
|------------|-----------------|--------------|------------|----------|-------------|------------|---------|-----------|--------|-----------|----------------|-------------|
| | | 1080psf23.97 | 1080p23.97 | 1080p50* | 1080p59.94* | 1080i59.94 | 1080i50 | 720p59.94 | 720p50 | 720p23.98 | 480i59.94(525) | 576i50(625) |
| SDI Input | 1080psf23.97 | x | x | | x | x | | x | | x | x | |
| | 1080p23.97 | | x | | x | x | | x | | x | x | |
| | 1080p50* | | | x | | | x | | x | | | x |
| | 1080p59.94* | x | x | | x | x | | x | | x | x | |
| | 1080i59.94 | x | x | | x | x | | x | | x | x | |
| | 1080i50 | | | x | | | x | | x | | | x |
| | 720p59.94 | x | x | | x | x | | x | | | x | |
| | 720p50 | | | x | | | x | | x | | | x |
| | 720p23.98 | x | x | | x | x | | x | | x | x | |
| | 480i59.94(525) | x | x | | | x | | x | | x | x | |
| | 576i50(625) | | | x | | | x | | x | | | x |
| CVBS | 480i59.94(NTSC) | x | x | | | x | | x | | x | x | |
| | 576i50(PAL) | | | x | | | x | | x | | | x |

* = GXG models only

Applications

- Truck input up down cross converter/synchronizer
- Infra structure up/down/cross conversion
- Up conversion with side-fill/curtain input
- Stereoscopic 3D transmission scaler
- Camera side by side equalization.

Ordering information

Module:

- **GXG150:** 3Gb/s, HD, SD-SDI up/down/cross converter with side curtain
- **GXG160:** 3Gb/s, HD, SD-SDI up/down/cross converter with audio shuffler proc-amp with side curtain
- **HXH150:** HD, SD-SDI up/down/cross converter with side curtain*
- **HXH160:** HD, SD-SDI up/down/cross converter with audio shuffler proc-amp with side curtain*

Standard I/O:

- **BPH17_GXGxxx:** I/O-panel for GXG-HXH150/160 with RJ45 GPI/O

Relay bypass I/O:

- **BHX17b_GXGxxx:** I/O-panel for GXG-HXH150/160 with RJ45 GPI/O with relay bypass

Specifications

Serial Video Input

| | |
|-------------------------|---|
| Standard | SD,HD and 3Gb/s SDI: SMPTE 292M, SMPTE 259M, SMPTE424 |
| Number of Inputs | 2 |
| Connector | BNC |
| Equalization | Typical maximum equalized length of Belden 1694A cable: 90m at 2.97Gb/s, 120m at 1.485Gb/s, and 250m at 270Mb/s |
| Return Loss | > 15dB up to 1.5GHz |

CVBS Video Input

| | |
|---------------------------|--|
| Standard | PAL (ITU624-4), NTSC (SMPTE 170M) |
| Encoding | 12 bits |
| Number of Inputs | 1 |
| Impedance | 75 Ohms |
| Return Loss | > 35dB up to 10MHz |
| Frequency Response | < ±0.25dB (100KHz to 4.2MHz) |
| Differential Gain | < ±0.5% typical |
| Differential Phase | < ±0.2° typical |
| Noise Floor | < -57dB RMS (black video, 15KHz to 5MHz) |
| C/L Gain | < ±0.5% |
| C/L Delay | < ±9ns |
| Minimum Delay | 1 field |

Serial Video Output

| | |
|--------------------------|--|
| Number of Outputs | 4 |
| Connector | BNC |
| Signal Level | 800mV nominal |
| DC Offset | 0V ±0.5V |
| Rise/Fall Time | 135ps nominal |
| Overshoot | < 10% of amplitude |
| Return Loss | > 15dB up to 1.5GHz (typ.) > 10dB up to 3GHz (typ.) |
| Wideband Jitter | < 0.2UI |

Reference Input through RRC

| | |
|-------------------------|--|
| Number of Inputs | 2 on SFR18, 2 on SFR08 and 1 on SFR04 |
| Tri-level | SMPTE274M, SMPTE296M 600 mVp-p nominal, 75 Ohms terminated through loop |
| Bi-level | PAL Black Burst ITU624-4/SMPTE318, Composite NTSC SMPTE 170M 1Vp-p nominal, 75 Ohms terminated through loop |

Miscellaneous

| | |
|------------------------------|---------------------------|
| Weight | Approx. 450g |
| Operating Temperature | 0 °C to +40 °C |
| Dimensions | 137 x 296 x 20 mm (HxWxD) |

Electrical

| | |
|----------------|--------------|
| Voltage | +24V to +30V |
| Power | <17 Watts |