



TRAINING

OPERATORS PRONEWS
ASSET MANAGEMENT
PACKAGE 16.3

JANUARY 2020



TABLE OF CONTENTS

1.	INTRODUCTION.....	2
2.	IPDIRECTOR 7.80	3
2.1.	AB-Roll playback improvements	3
2.2.	Publish Add-On 1.3	4
2.3.	Logging Workflow	4
2.4.	Additional Operational Improvements	5
3.	IPWEB 2.7.....	6
3.1.	Publish Add-On	6
3.2.	Publish Bin directly to users	7
3.3.	Highlighted search results	7
4.	SOFTWARE DOWNLOADS AND MANUALS	7

1. INTRODUCTION

The latest version of IPDirector introduces a number of key features and improvements:

- > **AB Roll – NRCS Playback updates**
- > **Publish Add-On**
- > **Logging Workflow**
- > **Additional operational improvements**
 - > Control Panel – Eject Button
 - > Publish To
 - > Database Explorer – Target Grouping

The latest version of IPWeb also introduces a number of functionality improvements:

- > **Publish Add-On**
- > **Publish Bin directly to users**
- > **Highlighted search results**

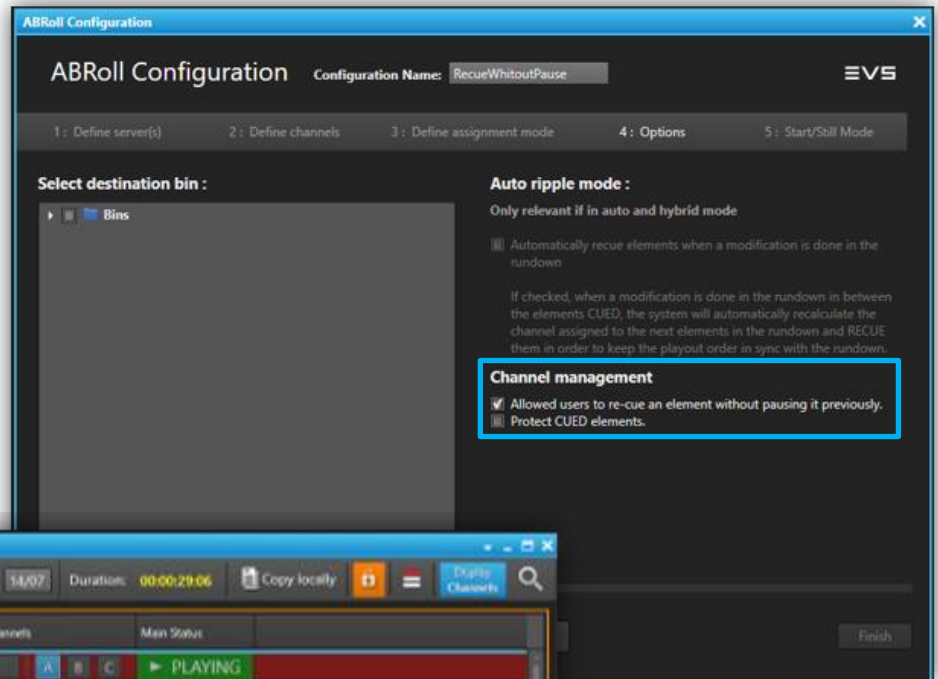
2. IPDIRECTOR 7.80

2.1. AB-ROLL PLAYBACK IMPROVEMENTS

> New Clip Name field

A new setting is available to speed-up Playout workflow allowing direct recue. For each Studio configuration you can select the new parameter which allows you to recue without having to pause. If the parameter is active the recue can be performed from the ABRoll Playlist, NRCS rundown or the MPlay. This feature works independently of the Assignment mode.

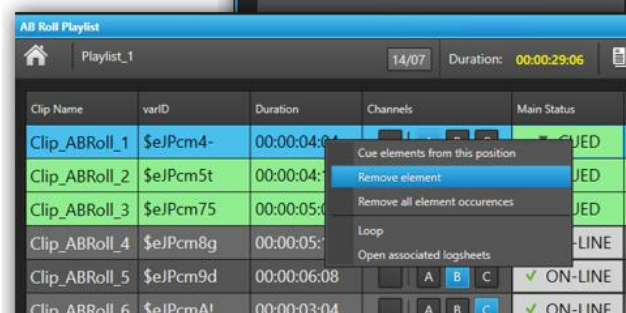
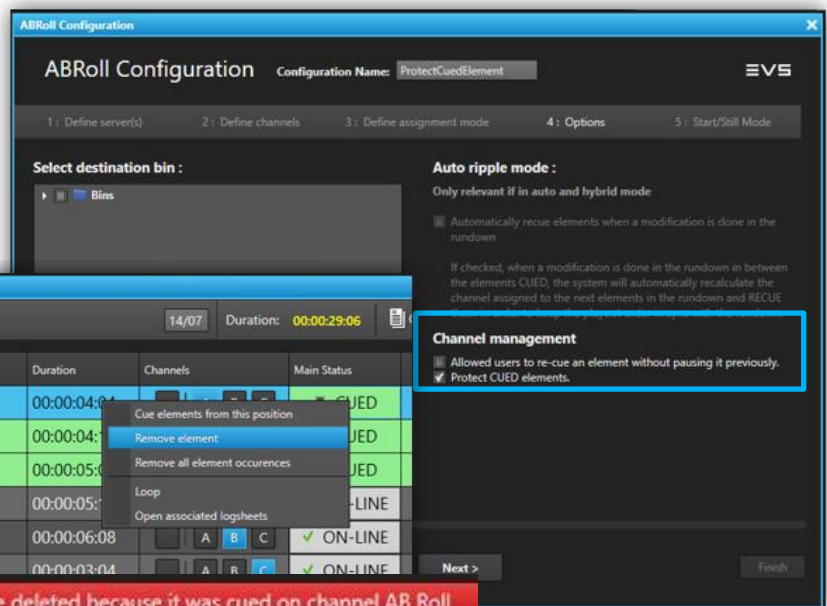
NOTE: *Multicam 16.3 is required on the XT server.*



> Protect cued element

Another parameter has been added, in order to secure your playout by protecting the cued element. For each Studio configuration (manual or hybrid) you can activate the parameter. By default, the parameter is not activated. If activated, a protected action will take place when you try to remove an element or if you change element assignment.

NOTE: *Remove from NRCS leads to desynchronization*




29-Oct-2019 00:26:03 - Element \$eJPcm4- could not be deleted because it was cued on channel AB Roll

> **Blue Highlight same color**

In previous versions there was a color difference between the top and bottom for the selected element. With the launch of IPDirector 7.80 we introduce the same color for Top and Bottom.



2.2. PUBLISH ADD-ON 1.3



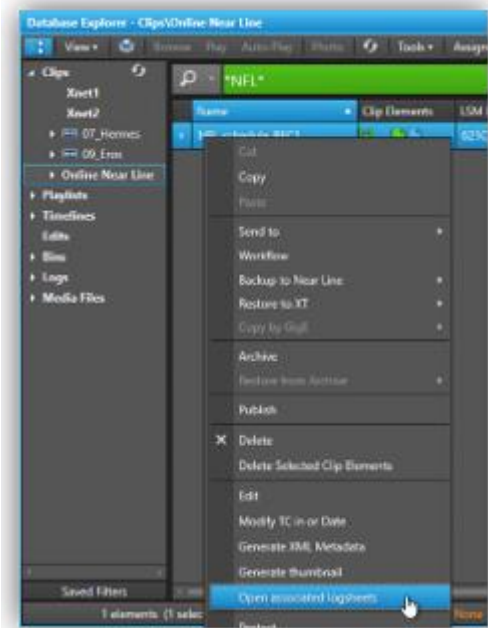
In the latest Publish Add-On, version 1.3, an additional Social Network is now supported. From now on users can send clips and files directly to the Twitch platform online.

2.3. LOGGING WORKFLOW

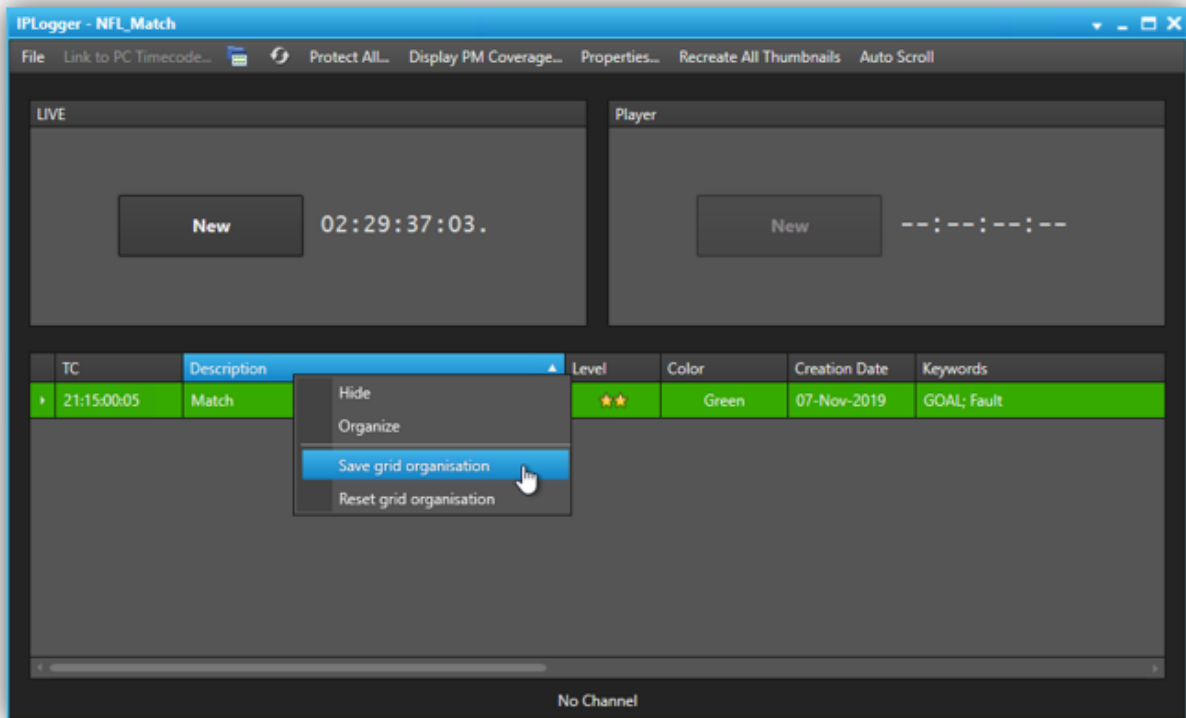
The logging workflow has been shortened using a direct access to the associated logsheet of a clip. The function is available from the Playlist Panel, where it will jump to the nearest log corresponding to the TC IN of the selected clip. This is also available from the Database Explorer.

To open an associated logsheet, right click to open the contextual menu and select "Open associated logsheets" from the menu. If you don't have a Database Explorer opened a warning message will be displayed. If multiple logsheets are associated with the same clip, an intermediate popup will be shown for logsheet selection.

If the clip has no logs available, a popup message will appear.



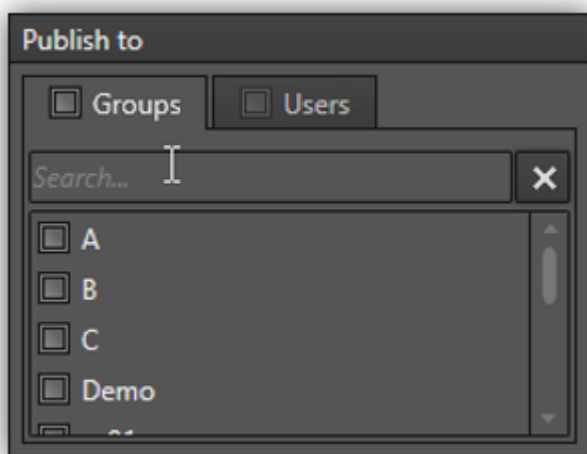

Another improvement implemented in the latest update is the possibility to keep your IPLogger grid organization available from any logging station, thanks to the “Save Grid Organisation” menu.



2.4. ADDITIONAL OPERATIONAL IMPROVEMENTS

> Control Panel – Eject Button

A new button has been added in the control panel. The Eject button will release the loaded clip and free resources. This action can either be performed in the Software Player or a Control Panel Player. You can release a File from the Nearline, a Clip from XT or a Server Record Train. A confirmation popup will appear on screen before ejecting the clip.



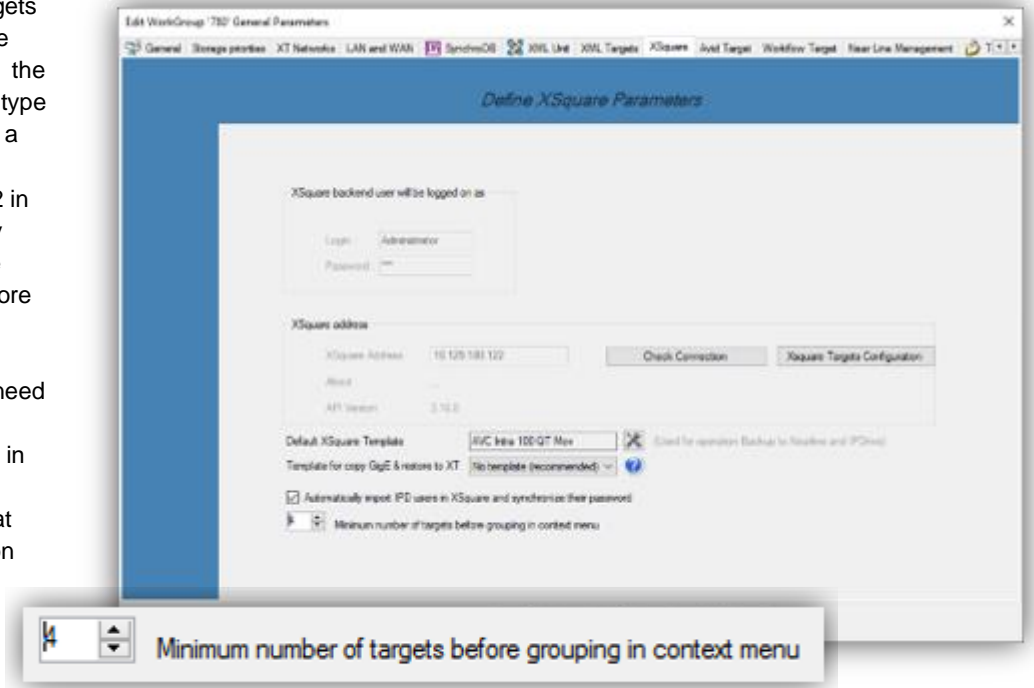
> Publish to

You now have the ability to search, select or clear all groups and/or users. This will ease the Publish To operations thanks to a Select all, Clear All option and an additional search bar. The selection for groups and users is combined.

> Target Grouping

In Database Explorer we've increased visibility on the targets list (target v2). By opening the contextual menu – Send To - the possibility to group the same type of targets is now available as a self to define value. The minimum value needs to be 2 in order to group the targets. By default, 4 targets of the same type need to be available before IPDirector will group them.

To change the settings, you need to open Remote Installer and navigate to the "Xsquare" tab in the configuration menu. The desired value can be added at the bottom of the configuration menu before "Minimum number of targets before grouping in context menu".

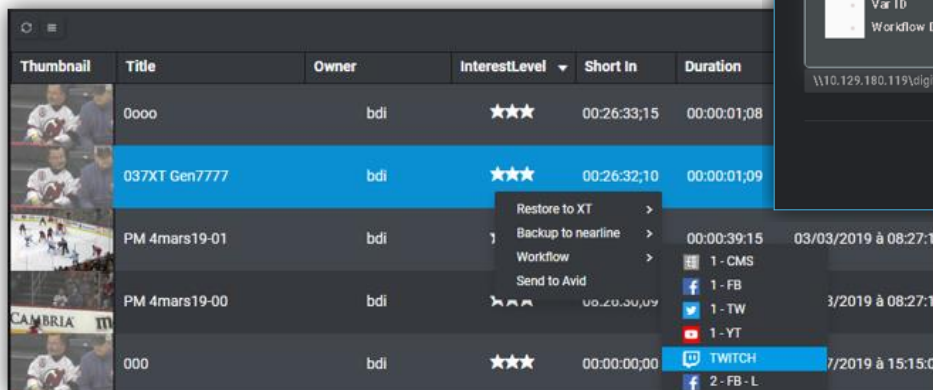


3. IPWEB 2.7

3.1. PUBLISH ADD-ON

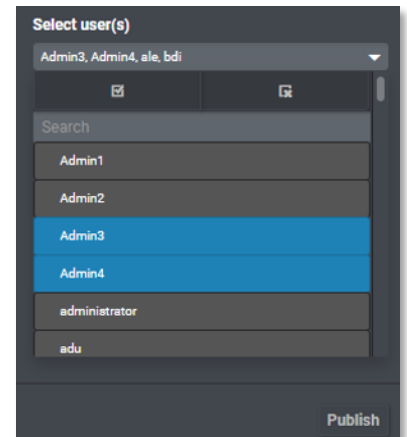


The user can now publish a clip to Twitch using the same familiar workflows as with Facebook, Twitter and YouTube. There's now also the ability to resolve metadata to be set in the configuration of the workflows.



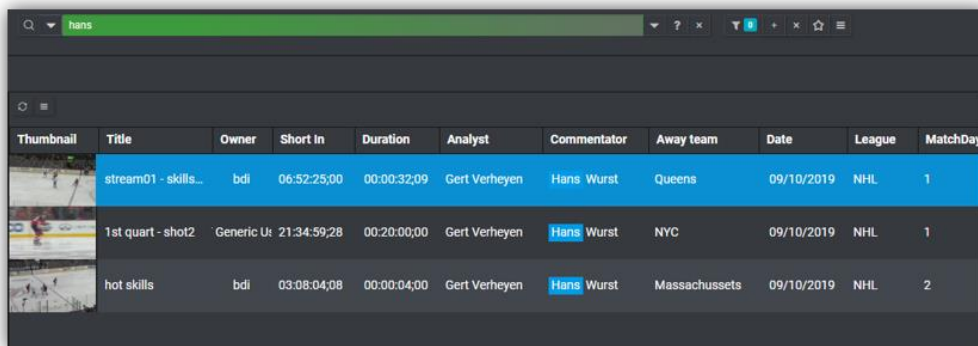
3.2. PUBLISH BIN DIRECTLY TO USERS




When publishing a bin, it's now possible to publish it to one or several users. We also added an option to select all users or groups, or to clear all selection.



3.3. HIGHLIGHTED SEARCH RESULTS

Search results are now highlighted for any matching metadata field. This is applicable for clips and user fields.



Thumbnail	Title	Owner	Short In	Duration	Analyst	Commentator	Away team	Date	League	MatchDay
	stream01 - skills...	bdi	06:52:25,00	00:00:32,09	Gert Verheyen	Hans Wurst	Queens	09/10/2019	NHL	1
	1st quart - shot2	Generic U:	21:34:59,28	00:20:00,00	Gert Verheyen	Hans Wurst	NYC	09/10/2019	NHL	1
	hot skills	bdi	03:08:04,08	00:00:04,00	Gert Verheyen	Hans Wurst	Massachussets	09/10/2019	NHL	2

4. SOFTWARE DOWNLOADS AND MANUALS

Please refer to the [Support Page of the EVS Website](#) and the Download area for manuals, release notes and software packages to download.

If you don't already have an EVS login, you'll be invited to create a personal EVS account, to help ensure that you're kept up to date with only the most relevant information and updates. This will also allow you to download all the information you need, completely free of charge.